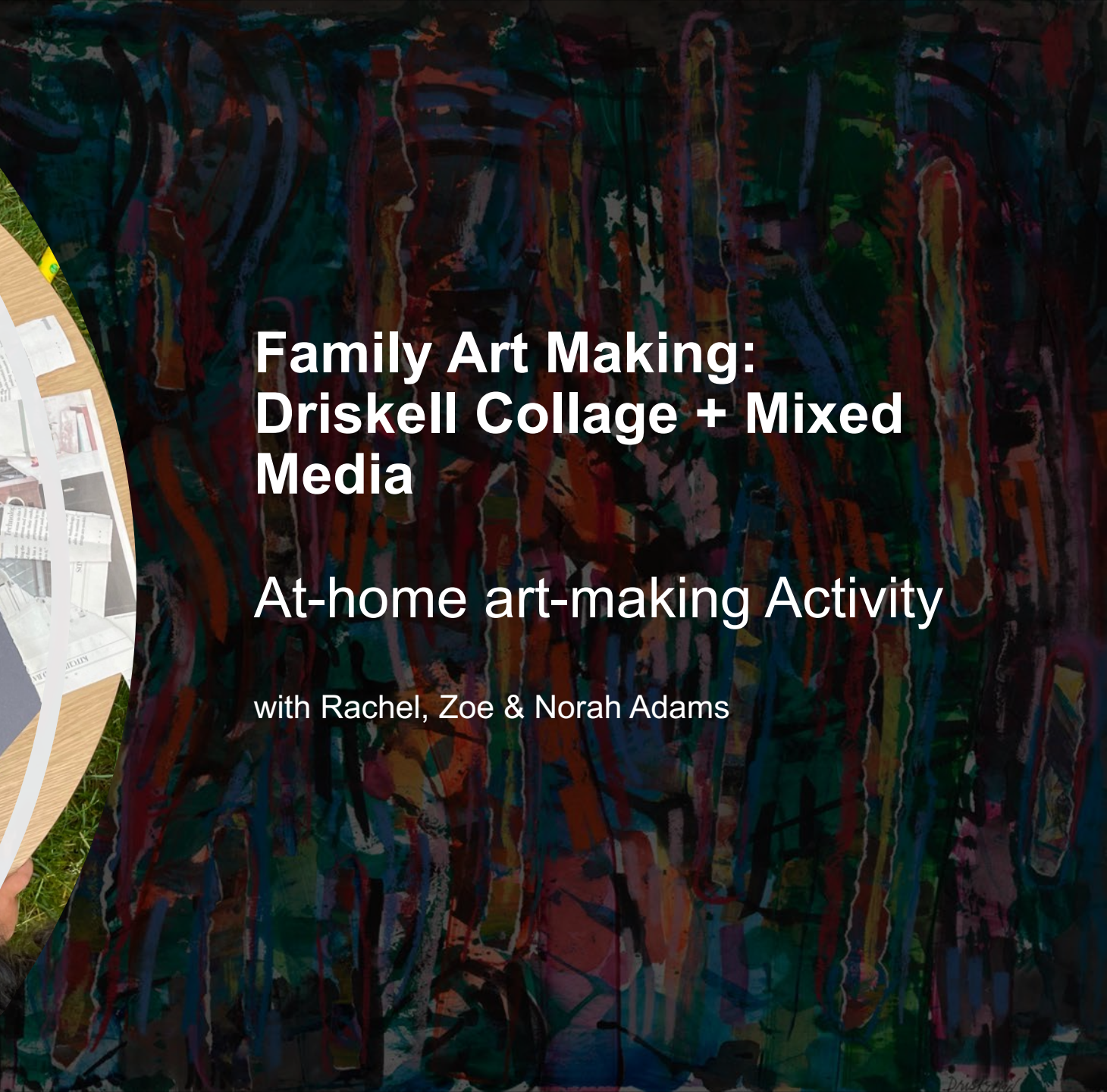




Family Art Making: Driskell Collage + Mixed Media

At-home art-making Activity

with Rachel, Zoe & Norah Adams






DUAL APPROACHES to bringing in David Driskell's artwork:

Version 1: Adults review selected artwork (listed above) to help inspire child's work and choose which ones they will show to children – I like to show the reference artwork at the end so that children don't feel the pressure to recreate the original.

Version 2: Show child each selected artwork (listed above) and let them decide what they gravitate towards more. Be sure to share the title of the artwork and let them be creative with it.


**For finding the artwork online, you can search online for the title of the listed artwork and David Driskell. Example "Flowing Like a River by David Driskell".*




Tips for Creating

There is no wrong way to do this project – but here is one way!

- Adult initiates conversation about what story the child wants to tell
 - You can ask "what do you think is happening here?"
"what story would you want to tell through your art?"
"what colors, shapes, and lines can we make to help you tell your story?"





Make Art!

This activity can be done in multiple rounds and layers, adding as many as the child would like

Round 1: glue collage paper onto black paper in any arrangement (there is no right or wrong way to do this), leaving time to dry

Take a break for snack!

Round 2: add cray pas or crayons in any design – get creative!

If feeling adventurous for paint, add a round of paint after the cray pas round and make sure to leave time to dry.

Try to fill the page as much as possible, repeating the different rounds, with as many rounds and layers as child is interested in.





Share your artwork with the PMA!

Email photo of artwork to:

Learning@portlandmuseum.org

Or submit to the [Susie Konkel Family Gallery](https://www.portlandmuseum.org/galleryforkids):
<https://www.portlandmuseum.org/galleryforkids>



About Rachel Gloria Adams:

With a passion for beautiful spaces, delicious meals and a family Rachel Gloria Adams is a textile designer and painter living in Portland, ME. Rachel has worked as an arts organizer and educator and has exhibited her artwork throughout New England. Her most recent project and business venture TACHEE utilizes imagery she developed through painting as a textile print.

Rachel and husband, Ryan Adams, have recently taken on a series of murals, Piece Together Project, throughout Portland's East Bayside neighborhood celebrating locals that have shaped the community.

Artwork Credits

Page 2 clockwise

Shaker Chair and Quilt, 1988

Encaustic and collage on paper, 31 3/8 x 22 5/8 inches

Bowdoin College Museum of Art, Brunswick, Maine. Museum Purchase, George Otis Hamlin Fund, 1990.2. © Estate of David C. Driskell

Woman with Flowers, 1972

Oil and collage on canvas, 37 1/2 x 38 1/2 inches

Art Bridges, Bentonville, Arkansas, AB.2018.3. © Estate of David C. Driskell

Flowing Like a River, 1996–97

Collage and gouache on paper, 25 x 30 inches

Pennsylvania Academy of the Fine Arts, Philadelphia. Caroline Thomas Fund and Harold A. and Ann R. Sorgenti Fund for African-American Art, 2005.20. Photograph by Barbara Katus. © Estate of David C. Driskell

Night Vision (for Jacob Lawrence), 2005

Collage and gouache on paper, 16 1/2 x 22 inches

Collection of Richard and Barbara Schiffrin, Wynnewood, Pennsylvania. Photograph by Sandra Paci. © Estate of David C. Driskell, courtesy DC Moore Gallery, New York